


Schlumpf Ergonomic Handling Systems



**LIFT · TURN · TRANSPORT · LOAD · UNLOAD
· STACK · STORE · PACKAGE · PALLETIZE**



Standard Features:

High speed turning mechanism
Handles a wide range of roll sizes and weights
Easy to position and control
Custom configurations available
Rugged steel construction
Modular design
Made in U.S.A.

Specifications:

Max Roll Width: 60" (1500 mm)
Max Roll O.D.: 48" (1200 mm)
Max Roll Weight: 2,000 lbs (906 kg)
Paper, Metal or Plastic Cores
Power Source: 220-240 VAC x 3
Operator Interface: Hand held pendant
Machine Weight: 600 lbs (272 kg)

- **Lift And Turn Large Rolls**
- **Turn To Precise Horizontal & Vertical Positions**
- **Simple, User Friendly Design**
- **Fast & Easy To Use**

ERT-1000/2000 electric roll handling machines make lifting, turning and transporting rolls of all types with weights to 2,000 lbs (906 kg) fast, safe and easy.

The **ERT-1000/2000** has quiet, high-speed electric actuators, powering a complete turn 15 seconds or less. The hoist point is also driven to perfectly balance the load, as well as to ease the loading and unloading process.

When loading or unloading, drive the hoist point and the turner until visual indicator lights tell the operator to stop. The unit is then positioned for easy extraction or insertion of the expanding mandrel. All functions are controlled by a small, handheld pendant for operator convenience.

Schlumpf's Universal Expanding Mandrels are available for all sizes and types. Simply insert the mandrel into the core and lift. The mandrel expands automatically. The mandrel grips the core with minimal damage. A quick-change mandrel holder allows fast core size changes without tools. An optional remote retract adds operation convenience and speed.

"Back Injuries - Nations Number One Workplace Safety Problem." The U.S. Department of Labor reports that more than one million workers suffer back injuries in the U.S. each year, costing industry billions of dollars on top of the pain and suffering borne by employees. Schlumpf Ergonomic Handling Systems will minimize or eliminate the risk of operator injury and maximize productivity and profits.

Options & Accessories:

Single or 2 speed hoist controls
Adjustable handle bar
Expanding mandrels 3" (76 mm) to 12" (304.8 mm)
Pneumatic or Electric mandrel retract with switching
Anti-telescoping attachment with manual clamp
Anti-telescoping attachment with pneumatic clamp
Custom configurations available

ERT-1000/2000 Electric Roll Turner

Problem Solved

Distributed By:

Specifications and dimensions subject to changes without notice.
Consult Schlumpf for current drawings! Published 01-2007.



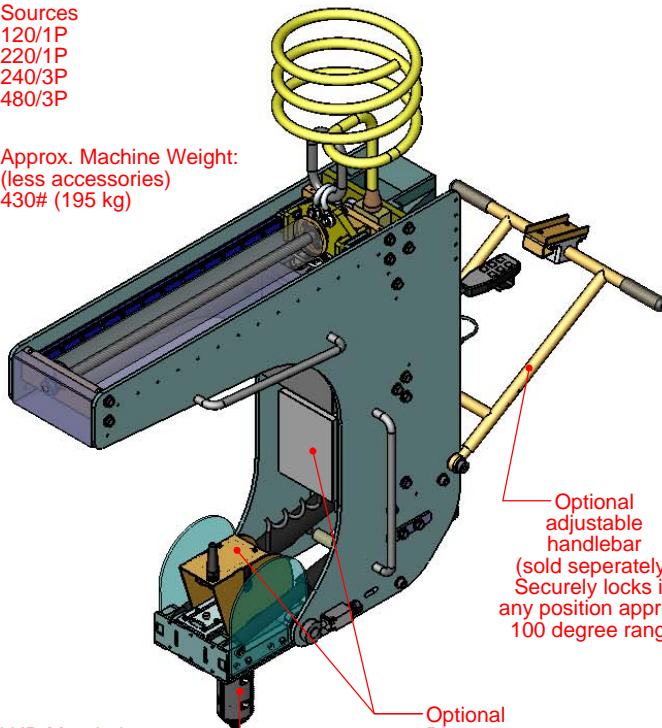
*Upon Request

-Dimensions subject to change
 -Custom configurations available

ERT-1000 accepts interchangeable
 Lifting accessories to handle a variety of products.
 See mandrel and tooling options page for details

Optional
 Power
 Sources
 120/1P
 220/1P
 240/3P
 480/3P

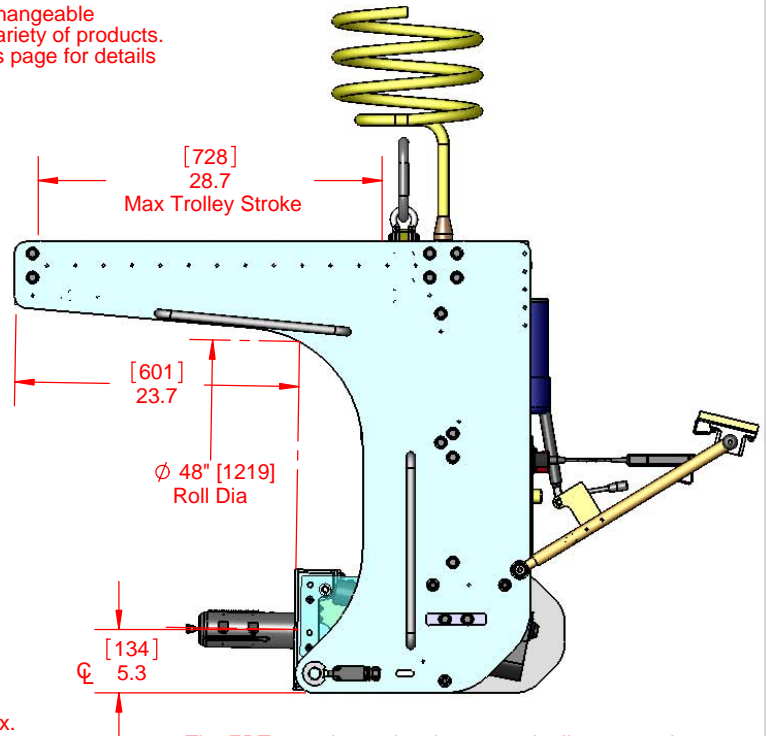
Approx. Machine Weight:
 (less accessories)
 430# (195 kg)



3" HD Mandrel
 (heavy duty required for large rolls, consult Schlumpf)
 Sold separately

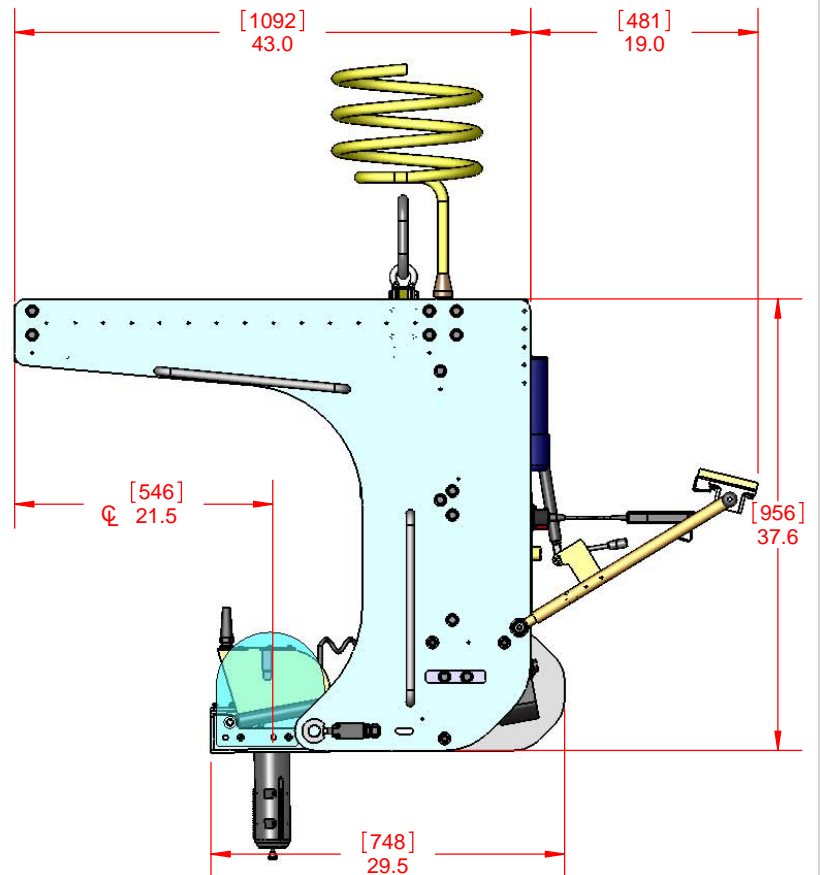
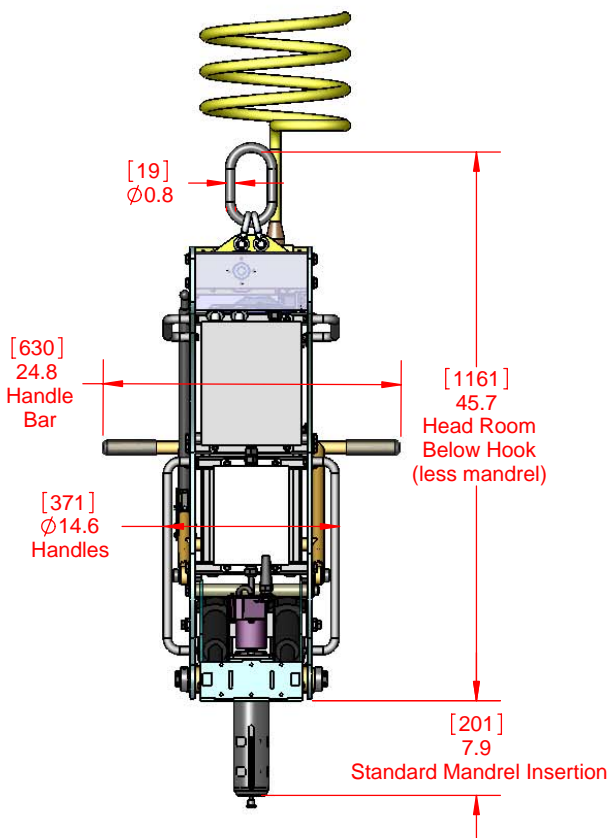
Optional adjustable handlebar
 (sold separately)
 Securely locks in any position approx. 100 degree range

Optional Direct mount electric remote retract
 Sold separately



The ERT-1000 is an electric powered roll turner and has a maximum load rating of 2000 lb (910 kg). Specific machine capacity is determined using the roll weight and dimensions for each application and may limit capacity to less than maximum load rating. See capacity chart

Max Capacity: 2000# @ 24" wide roll
 1500# @ 36" wide roll
 1000# @ 48" wide roll



ERT-1000 capacity chart

